








Head Office 31 Conair Parkway, Woodbridge, Ontario, Canada. L4H 0S4
 Tel : (905) 326-5450 E-mail : info@toolway.com www.toolway.com

FITTING INSTRUCTIONS:

To be followed each time respirator is worn.

- 
 1. Pre-stretch top and bottom straps before placing respirator on the face
- 
 2. Cup the respirator in your hand, with the nosepiece at your fingertips, allowing the headbands to hang freely below your hand.
- 
 3. Position the respirator under your chin with the nosepiece up. Pull the top strap over your head resting it high at the top back of your head. Pull the bottom strap over your head and position it around the neck below the ears.
- 
 4. Place your fingertips from both hands at the top of the metal nosepiece. Using two hands mould the nose area to the shape of your nose by pushing inward while moving your fingertips down both sides of the nosepiece. Pinching the nosepiece using one hand may result in improper fit and less effective respirator performance. Use two hands.
- 
 5. Perform a User Seal Check prior to each wearing. To check fit, place both hands completely over the respirator and inhale. Be careful not to disturb the position of the respirator. If air leaks in around nose, readjust the nosepiece as described in step 4. If air leaks in at the respirator edges, work the straps back along the sides of your head. If you CANNOT achieve a proper fit, DO NOT enter the contaminated area. See your supervisor.

REMOVAL INSTRUCTIONS:

See step 3 of Fitting Instructions and cup respirator in hand to maintain position on face. Pull bottom strap overhead. Still holding respirator in position, pull top strap over head and remove respirator.

This respirator contains no components made from natural rubber latex.



TOOLWAY INDUSTRIES LTD.

Head Office 31 Conair Parkway, Woodbridge, Ontario, Canada. L4H 0S4

Tel : (905) 326-5450 Fax: (905) 326-5451

These respirators are approved only in the following configurations:			
TC--	Protection	Respirator	Cautions and limitations ²
		154997	
84A-4467	N95	X	ABCJMNOP

1. PROTECTION:

N95 - Particulate Filter (95% filter efficiency level) effective against particulate aerosols free of oil; Time use restrictions may apply aerosols free of oil; Time use restrictions may apply

2. CAUTIONS AND LIMITATIONS:

- A. Not for use in atmospheres containing less than 19.5 percent oxygen.
- B. Not for use in atmospheres immediately dangerous to life or death.
- C. Do not exceed maximum use concentrations established by regulatory standards.
- J. Failures to property uses and maintain this product could result in injury or death.
- M. All approved respirators shall be selected, fitted, used and maintained in accordance with MSHA, OSHA and other applicable regulations.
- N. Never substitute, modify, add or omit parts. Use only exact replacement parts in the configuration as specified by the manufacturer.
- O. Refer to user's instructions and or maintenance manuals for information on use and maintenance of these respirators.
- P. NIOSH does not evaluate respirators as surgical masks.

NIOSH APPROVED: N95

95% efficient against particulate aerosols free of oil. This respirator helps protect against certain particulate contaminants but does not eliminate exposure to or the risk of contacting disease or infection. Misuse may result in sickness or death.

FOR MORE INFORMATION and assistance on
TOOLWAY INDUSTRIES LTD.

Phone: (905) 326-5450 or Website: www.toolway.com