

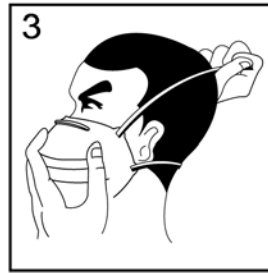
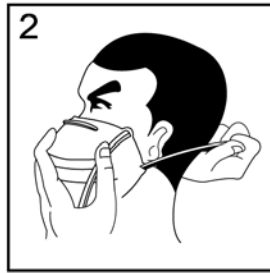
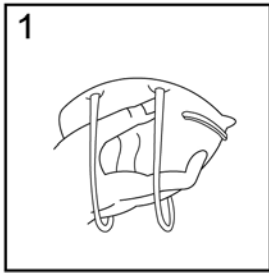


## USERS INSTRUCTIONS



### **FITTING INSTRUCTIONS :**

1. Hold the respirator in hand with the nosepiece at your fingertips. Allow headbands to hang freely below hand.
2. Cup the respirator firmly against your face with the nosepiece on the bridge of your nose.
3. Stretch and pull the lower headband over the head and position below your ears. Stretch and pull the top headband on the back of your head above your ears.
4. Press soft metal nosepiece to conform snugly around the nose.
5. To test fit, cup both hands over the respirator and exhale sharply. If air flows around your nose, tighten the nosepiece. If air leaks around the edges, reposition the headband for better fit.
6. Change respirator immediately if breathing becomes difficult or respirator becomes damaged or distorted, or a proper face fit can not be maintained. Careful observance of these instructions is an important step in safe respirator use.

### **WARNING :**

1. This product does not eliminate the risk of contracting any disease or infection.
2. Failure to follow all instructions and limitations on the use of this product could reduce the effectiveness of respirator and result in sickness or death.
3. A properly selected respirator is essential to protect your health. Before using this respirator, consult an Industrial Hygienist or Occupational Safety Professional to determine the suitability for your intended use.
4. This product does not supply oxygen. Use only in adequately ventilated areas containing sufficient oxygen to support life. Do not use this respirator when oxygen concentration is less than 19.5%.
5. Do not use when concentrations of contaminants are immediately dangerous to health or life.
6. Leave work area immediately and return to fresh air if (a) breathing becomes difficult, or (b) dizziness or other distress occurs.
7. Facial hairs or beards and certain facial characteristics may reduce the effectiveness of this respirator.
8. Never alter or modify this respirator in any way.
9. Only for single use. No maintenance necessary. Discard the used respirator after single use.
10. Keep respirators in the display box away from direct sunlight until use.