

WORKPLACE/OCCUPATIONAL USER INSTRUCTIONS

Soft Seal 90000

20100032-005 N95 Particulate Respirator

User Instructions

(IMPORTANT: Keep these instructions for reference)

This respirator contains no compounds from natural rubber latex.

WARNING

This respirator helps protect against certain particles.

Misuse may result in sickness or death. For proper use, see supervisor or instructions.

Respirator Use:

For protection against particles such as those from metal, wood, minerals, coal, iron ore, cotton, pollen, flour, and certain other substances as well as liquid or non-oil based particles from sprays that do not also emit oil aerosols or vapors.

Do Not Use For:

Gases and vapors, including those present in paint spraying operations, asbestos or sandblasting or for oil aerosols. This respirator does not supply oxygen.

Biological Particles

This respirator can help reduce inhalation exposures to certain airborne biological particles but cannot eliminate the risk of contracting infection, illness or disease. OSHA and other government agencies have not established safe exposure limits for these contaminants.

Additional Use Limitations

1. Inspect the respirator for damage. If your respirator appears damaged, DO NOT USE IT. Replace it with a new one.
2. Failure to follow all instructions and use limitations for this respirator and/or failure to wear this respirator during all times of exposure may result in sickness or death.
3. Do not allow facial hair, hair, jewelry, glasses, clothing, or anything else to prevent proper placement or come between your face and the respirator.
4. Do not alter, abuse or misuse the respirator.
5. Leave the contaminated area immediately and contact supervisor if dizziness, irritation, or other distress occurs.
6. This respirator is designed for use by adults who are properly trained in their use and limitations. This respirator is not designed to be used by children.
7. Before occupational use of this respirator, a written respiratory protection program must be implemented meeting all the local government requirements. In the United States, employers must comply with OSHA 29 CFR 1910.134 which includes medical evaluation, training, and fit testing.

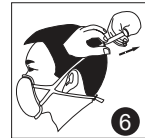
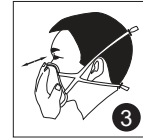
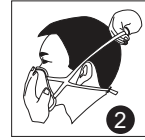
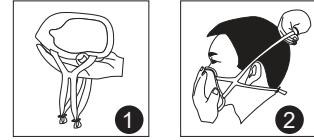
Time Use Limitations

If the respirator becomes damaged, soiled, or breathing becomes difficult, leave the contaminated area immediately and replace the respirator.

WASH YOUR HANDS THOROUGHLY BEFORE PUTTING ON AND AFTER TAKING OFF THE RESPIRATOR

Instructions for Use:

1. Position the respirator in your hands with the nose piece at your fingertips (Figure 1).
2. Cup the respirator in your hand allowing the headbands to hang below your hand. Hold the respirator under your chin with the nosepiece up and then pull both straps over your head and allow the mask to seat over your nose and mouth (Figure 2).
3. Position the top strap high on the back of the head and the lower strap around your neck and below your ears.
4. Adjust for a comfortable fit by pulling the mask away from your face and reseating it on the bridge of your nose and below your chin so that the rolled edges of the silicone seal against your skin (Figure 3).
5. Place fingertips from both hands at the top of your nose and mold the nosepiece around your nose to achieve a secure seal (Figure 4).
6. Take a quick breath in to check whether the respirator pulls tightly to the face. Failure to feel a negative pull of the mask against the skin suggests that there is air leakage.
7. Place both hands completely over the respirator and exhale. If you feel leakage, there is not a proper seal (Figure 5).
8. If you cannot achieve a proper seal due to air leakage, adjust tension by pulling strap loop through the tensioning bar or ask for help (Figure 6).



Removal Instructions:

1. Cup respirator in hand to maintain position on face and pull bottom strap over your head.
2. Hold respirator in position and pull top strap over your head and remove respirator.

AOK Tooling Limited
Long Tian Village, Keng Zi Town
Ping Shan District, Shen Zhen China
Tel 86 0755 84111912
Fax 86 0755 84111573
Website www.toolingexpress.com
E-mail sales@toolingexpress.com



AOK Tooling Limited
Long Tian Village, Keng Zi Town
Pingshan District, Shen Zhen
China
TEL 86 0755 84111912



THIS RESPIRATOR IS APPROVED ONLY IN THE FOLLOWING CONFIGURATION:

TC-	Protection ¹	Respirator	Cautions and Limitations ²
		20100032-005	
84A-7788	N95	X	ABCJMNOP

1.PROTECTION

N95-Particulate Filter (95% filter efficiency level) effective against particulate aerosols free of oil; time use restrictions may apply.

2.CAUTIONS AND LIMITATIONS

- A - Not for use in atmospheres containing less than 19.5 % oxygen.
- B - Not for use in atmospheres immediately dangerous to life or health.
- C - Do not exceed maximum use concentrations established by regulatory standards.
- J - Failure to properly use and maintain this product could result injury or death.
- M - All approved respirators shall be selected, fitted, used, and maintained in accordance with MSHA, OSHA and other applicable regulations.
- N - Never substitute, modify, add, or omit parts. Use only exact replacement parts in the configuration as specified by the manufacturer.
- O - Refer to User's Instructions, and/or maintenance manuals for information on use and maintenance of these respirators.
- P - NIOSH does not evaluate respirators for use as surgical masks.