



Protex™

User Instructions

SR9520/SR9520S/SR9525/SR9525S/SR9530/SR9530S

Particulate Respirator N95

Models SR9520/SR9520S/SR9525/SR9525S/SR9530/SR9530S

IMPORTANT: Keep these User Instructions for reference.

WARNING

Read User Instructions before use. **Misuse of this product may result in sickness or death.** For questions about use, consult supervisor or reach out to Shawmut LLC at service@shawmutcorp.com or 1-800-448-3457, ext. 1252.

PLEASE READ: IMPORTANT Before use, wearer must fully read and understand these *User Instructions*. Keep these instructions for reference.

Fitting Instructions

Follow these instructions each time N95 respirator is worn.

Fig 1. Position the respirator in your hands with the nose piece at your fingertips. Cup the respirator in your hand allowing the headbands to hang below your hand. Hold the respirator under your chin with the nosepiece up.

Fig 2. The top strap goes over and rests at the top back of your head. The bottom strap is positioned around the neck and below the ears. Do not crisscross straps.

Fig 3. Place your fingertips from both hands at the top of the metal nose clip. Slide fingertips down both sides of the metal strip to mold the nose area to the shape of your nose.




FIG 1

FIG 2

FIG 3

FIG 4

Additionally, check your seal each time N95 respirator is worn as follows:

Fig 4. Place both hands over the respirator, take a quick breath in to check whether the respirator seals tightly to the face. Place both hands completely over the respirator and exhale. If you feel leakage, there is not a proper seal.

If air leaks around the nose, readjust the nosepiece as described in Fig 3. If air leaks at the respirator edges, readjust the straps along the sides of your head until a proper seal is achieved. If you cannot achieve a proper seal due to air leakage, do not enter contaminated areas. Ask for help.

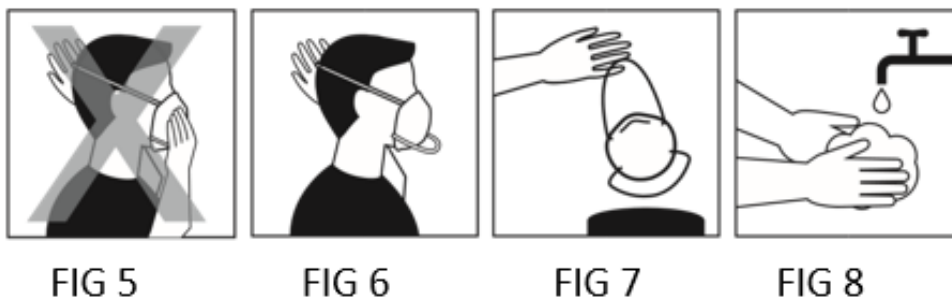
Removal Instructions

Fig 5. DO NOT TOUCH the front of the respirator. It may be contaminated.

Fig 6. Remove by pulling the bottom strap over back of head, followed by the top strap, without touching the respirator.

Fig 7. To safely discard your N95 respirator, place it in a plastic bag and put it in the trash.

Fig 8. Wash your hands after handling the used respirator.



This respirator does NOT contain natural rubber latex or PVC.

Use For

Particles such as those generated from painting, construction, or other heavy industries. Liquid or non-oil-based particles from sprays that do not also emit oil aerosols or vapors. Follow all applicable local regulations.

Do Not Use For

Filtration of oil-based aerosols, gases, vapors, sandblasting, lead, or asbestos. Do not use in areas where the level of contaminants is unknown, or the level poses an immediate danger to health. Do not use in environments where the concentrations of particulates exceed U.S. Occupational Safety and Health Administration (OSHA) Permissible Exposure Limits for specific substances. This respirator does not supply oxygen.

Time Use Limitation

Do not use respirator for more than 8 hours of continuous or intermittent use. If your respirator is damaged or soiled, or if breathing becomes difficult, you should move to a different location, remove the respirator, discard it properly, and replace it with a new one.

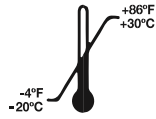
Use Instructions

1. Failure to wear this respirator during all times of exposure may result in sickness or death.
2. Failure to follow all instructions and limitations of use of this respirator may result in sickness or death.
3. Before occupational use of this respirator:
 - a. A written respiratory protection program must be implemented meeting all the local government requirements. In the United States, employers must comply with OSHA Respiratory Protection Standard, 29 CFR 1910.134 which includes medical evaluation, training, and fit testing.
 - b. In Canada, CSA requirements must be met and/or requirements of the applicable jurisdiction, as appropriate.
4. If breathing becomes difficult, or other distress occurs, leave the contaminated area immediately and contact supervisor.
5. Store the respirator as specified in Storage Conditions and Shelf-Life section.
6. Inspect respirator before each use, ensuring that it is in good operating condition. Examine all the respirator parts for signs of damage including the respirator material, headbands, nose foam, and nose clip. Dispose immediately if damaged or missing parts. Immediately replace respirator if damaged.

7. If you cannot achieve a proper seal, do not use the respirator. Conduct a user seal check before each use as specified in the Fitting Instructions section.
8. Dispose of used product in compliance with applicable regulations.



End of Shelf-Life Storage
Use respirators before the
“use by” date on packaging.



Temperature Range Storage
-20°C (-4°F) to +30°C (86°F)



Maximum Relative Humidity <80% RH

⚠ Warnings

1. Using this respirator can help reduce inhaling of certain airborne biological particles but does not eliminate the risk of contracting disease, illness, or infection.
2. People with chronic respiratory, cardiac, or other medical conditions that make breathing difficult should check with their health care provider before using an N95 respirator because the N95 respirator can make it more difficult for the wearer to breathe.
3. When stored in accordance with temperature and humidity conditions specified below, the product may be used until the “use by” date specified on the packaging.
4. This respirator does not supply oxygen.
5. This respirator is designed for occupational use only.
6. Do not alter, wash, abuse or misuse this respirator or its efficacy will be compromised.

Storage Conditions and Shelf Life

Protex™ N95 particulate respirators have a standard shelf life of 5 years when respirators are stored in their original packaging within climatic conditions ranging from -4 °F (-20 °C) to +86 °F (+30 °C). Use respirators before the “use by” date specified on this container.

FOR MORE INFORMATION

In North America, contact:

Shawmut LLC, 208 Manley Street, West Bridgewater, MA 02379

Website: www.shawmutcorp.com/safety

Technical Assistance: 1-800-448-3457, ext. 1252.

©2020 Shawmut LLC. All Rights Reserved.