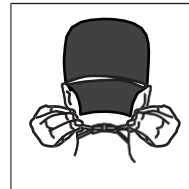
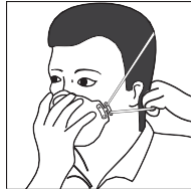


USER INSTRUCTIONS

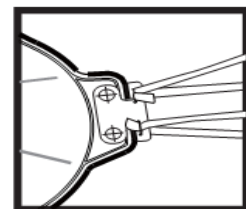
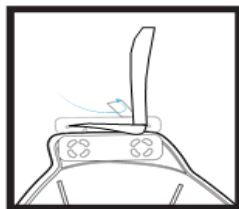
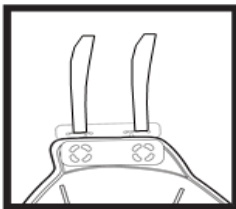
Company: Pacific PPE Corp
Address: 2875 S Reservoir St, Pomona, CA 91766
E-mail: contact@3peco.com Web: www.3peco.com

FITTING INSTRUCTIONS:



1. Hold mask in position over nose and mouth, with retaining straps around back of head. Pull lower portion of strap overhead and fit around neck.
2. Stretch and pull the upper strap over your head on the back of your head above your ears.
3. Adjust the tension in the upper and lower portions of the continuous loop strap, to ensure a positive face seal. Tension may be adjusted by pulling strap at either side of buckle to obtain a tighter facial fit.
4. Place your fingertips from both hands at the top of the metal nosepiece. Using two hands, mold the nose area to the shape of your nose by pushing inward while moving your fingertips down both sides of the nosepiece.
5. Cup both hands over the respirator and exhale vigorously. If air flows around your nose, reposition the respirator. If air leaks around the edges, repeat steps 3, 4 and 5.
6. Change respirator immediately if breathing becomes difficult or respirator becomes damaged or distorted, or a proper face fit cannot be maintained. Careful observance of these instructions is an important step in safe respirator use.

ADJUST AND SECURE STRAPS:



1. Open mask and adjust strap by pulling strap through clips.
2. Secure straps and fasten tightly.
3. Test straps by pulling.

WARNING:

1. This product does not eliminate the risk of contracting any disease or infection.
2. Failure to follow all instructions and limitations on the use of this product could reduce the effectiveness of respirator and result in sickness or death.
3. A properly selected respirator is essential to protect your health. Before using this respirator, consult an Industrial Hygienist or Occupational Safety Professional to determine the suitability for your intended use.
4. This product does not supply oxygen. Use only in adequately ventilated areas containing sufficient oxygen to support life. Do not use this respirator when oxygen concentration is less than 19.5%.
5. Do not use when concentrations of contaminants are immediately dangerous to health or life.
6. Leave work area immediately and return to fresh air if (a) breathing becomes difficult, or (b) dizziness or other distress occurs.
7. Facial hairs or beards and certain facial characteristics may reduce the effectiveness of this respirator.
8. Never alter or modify this respirator in any way.
9. Only for single use. No maintenance necessary. Discard the used respirator after single use.
10. Keep respirators in the display box away from direct sunlight until use.
11. Before occupational use of this respirator, a written respiratory protection program must be implemented meeting all the local government requirements. In the United States, employers must comply with OSHA 29 CFR 1910.134 which includes medical evaluation, training, and fit testing.